


Coast Lines



Volume 1

Newsletter for Coastal Quilters of Santa Barbara

January 2005

January Meeting

Happy New Year to All!!!

This year brings a great line-up of speakers to our guild. I want to remind all members that if you want to take a workshop, we are going to be opening sign-ups to outside guilds/shops after the guild meeting two months before the workshop happens (if it hasn't filled with our members).

January's speaker is **Linda Ballard** (www.lets-quilt.com). For those of you who caught her appearance on *Simply Quilts*, you were treated to a preview of her time-saving methods and quick cutting tips. She will be teaching one of her *Mystery Quilt* lectures. We don't know what you will come home with, but we guarantee you will have learned a lot and had a great time doing it. Her workshops are geared to accommodate every skill level. Her patterns are usually additional with her own little twist. If you want to sign up, please contact Dorothy Fitch who is the new Workshop Chair (contact info at the end of the article).

Linda is also giving an interactive lecture called STRIP POKER. You don't have to be a gambler to play, but this lecture will be your odds on favorite of the year. In order to play, you need 27 strips 42" long and 2 1/2" wide (I know I said 2 inch at the meeting- if you have cut this, use them, it will be fine)-the more colors, the better. If you don't want to be dealt in, we will also need dealers. Linda promises that this is one game where everybody wins!

The February speaker is **Laura Heine** (www.fiberworks-heine.com). She is famous for her design sense and use of thread, so if you want to sharpen (or explore) machine quilting and thread as embellishment, this is the workshop for you. Come and learn to use your machine in a whole new way. Again, for sign-ups contact Dorothy.

In March we will be hosting **Therese May** (website - mayquilter@aol.com). Creator of the *Therese Quilt* in 1969, this artist wants to encourage all her workshop participants to create healing art and expand their creativity. Geared to all skill levels, this will be a great way to "take the next step" in your quilt path.

See you at the meeting!

Penny Odom, VP for Current Programs

Contact information for workshops:

Dorothy Fitch
7281 Butte Dr.
Goleta, 93117
968-2837
donaldfitch@msn.com

Inside this issue:

President's message	2
Linda Ballard Workshop	3
Library Additions	4
Membership Application	insert
Block of the Month	5
Adult Ed Schedule	6
Door Prize Winners	7

January Board meeting

The January Board meeting will be at Liz Turner's home on Thursday, January 20 at 7:00 P.M. Liz lives at 1040 May Court. Exit the 101 at Patterson and head toward the mountains. Stay on Patterson and cross Cathedral Oaks. May Court is the 3rd right after you cross a bridge. Her house is the 2nd on the right and parking is easy!

Message from Susan West

I just love the beautiful batik blocks that so many of you created for me! I have them all strung up around my sewing room to remind me of my many quilting pals. I will eventually turn the blocks into a big quilt, but for now it is enough just to enjoy their colors and be reminded that so many of you gave your time to this project.

Thank you from the bottom of my heart.

President's Message

December's Guild meeting marked another anniversary of my husband's and my move to Santa Barbara. We had only taken title to our house about two days before the Guild meeting. Armed with a map of where to go (Samarkand back then) I started out on what has proven to be one of my best experiences. Before we even sold our house back in New York, packed up the fabric, and done all that other good stuff you need to do before you move, I had scoped out the Guild situation in Santa Barbara. I knew there would be new friends to meet and help me make the adjustment to a new life. A few months before our move, Judy Mathieson spoke to the Guild I belonged to in New York and gave me a glowing report of what a good group it was. The only down side I could see was her saying there was no Guild Quilt Show, only a juried show. But we fixed that, didn't we?

At the December Board meeting, graciously hosted by Susan West for the old and new board members, it struck me as to how many people are needed to make our Guild the fine group it is. Counting committee chairpersons there are about 45 members who are serving in some official capacity. As we introduced ourselves, many said that getting involved with a job made them feel at home in the Guild. That comment really stood out. It worked for me and it will for you, too!

Thanks to all of you for putting your confidence in me. I would like to personally thank Susan for the great job she has done—I'm only sorry I am directly following her as it will be a hard job to be a president with the warmth and efficiency she has shown. However, I am available for concerns, comments and suggestions.

Just give a call.

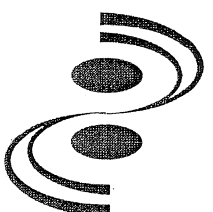
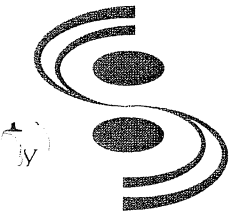
Betty Kelley, 692-0075 or gbkelley@cox.net

My Mother Pieced Quilts

By Theresa Palma Acosta

they were just meant as covers
in winters
as weapons
against pounding January winds
but it was just that every morning I awoke to
these
October ripened canvases
passed my hand across their cloth faces
and began to wonder how you pieced
all these together
these strips of gentle communion cotton
and flannel nightgowns
wedding organdies
dime store velvets
how you shaped patterns square
and oblong and round
positioned
balanced
then cemented them
with your thread
a steel needle
a thimble
how the thread darted in and out
galloping along the frayed edges,
tucking them in

as you did us at night—
you were the river current
carrying the roaring notes
forming them into pictures of a little boy reclining
a swallow flying
you were the caravan master at the reins
driving your threaded needle
artillery across the mosaic cloth bridges
delivering yourself in separate testimonies
oh mother you plunged me sobbing and laughing
into our past
into the river crossing at five
into the spinach fields
into the plain view cotton rows
into tuberculosis wards
into braids and muslin dresses
sewn hard and taut to withstand the thrashings of
twenty-five years
stretched out they lay
armed/ready/shouting/celebrating
knotted with love
the quilts sing on



Linda Ballard Workshop
Mystery at Coastal Quilters Guild!

Friday, January 14, 2005

9:00 am – 3:30 pm

Goleta Valley Community Center
5679 Hollister Avenue, Goleta CA

Linda says: "The quilt I've planned for you is going to be a fun one! I've carefully selected a pattern that will have fast piecing, lots of color, and even some options for designing your own layout. Yes, this is somewhat a 'scrap quilt,' and I know you're going to love it as much as I do! This will be a template-free pattern, using speed methods and fast sewing techniques, plus I have a trick or two up my sleeve as well. You'll need many fabrics, just like most scrap quilts. First: 2 lights, varying in value/pattern from each other. Then you'll need 10 scrap fabrics of different colors and patterns, but don't hesitate to use more than 10! The borders for this quilt are figured for square corners. If you want to miter the corners, you'll need more fabric. The borders will be cut cross grain, which means you'll have to piece them on each side.

This is a quilt that can be made larger, easy to do once you have the pattern down."

NOTE: Linda has extensive information on the kinds of fabric and the cutting instructions for this quilt. The fabrics need to be cut *before* the workshop. These instructions will be available at the workshop table at the January meeting and will be given to workshop participants when they register.

Please bring the following fabric: (the finished quilt will be approximately 60 x 69 after borders)

Light 1 1 yard
Light 2 7/8 yard
Scraps 1/4 yard of 10 fabrics
Border 1 (contrast) 1 yard
Border 2 (pieced from scraps)
Border 3 (your choice) 1 2/3 yards
Backing 4 yards
Binding 1/2 yard

Please bring the following supplies:

Sewing machine and its manual	Rotary cutter and mat
Thread	Clear ruler
Bias square ruler	Scissors
Seam ripper	Marking pen and pencil in light and dark
Glue stick	Post-It notes
Tape measure	Masking tape
Portable design board	

Please plan to arrive by 8:45 to set up for the workshop. Coffee and tea are provided by the Guild. Please bring a snack to share and either a sack lunch or you may choose to go out in the area. There will be a mid-day break for lunch. Questions? Call Dorothy Fitch at 968-2837, or by e-mail at donaldfitch@msn.com

Recent Additions to the Library

In *Foolproof Curves*, Barbara Barber presents her method of creating the illusion of curved piecing through the use of bias strips. *Foolproof Curves* makes sewing curves fun and easy with two different approaches. From traditional Drunkard's Path and Compass to bright, contemporary designs, there is definitely something for every quilter. Two quilt projects illustrate how to use foundation piecing to make accurate full-circle and freeform curved designs. Four additional projects let quilters practice techniques that create the appearance of curved piecing without piecing a single curve-simple appliquéd bias strips give the impression of intricate curved piecings.

Anne Hulbert's *Complete Crazy Patchwork* covers Victorian crazy patchwork as well as modern techniques with embellishments ranging from embroidery to trapunto to beading and tassels.

Shibori: Creating Color and Texture on Silk by Karren Brito. Shibori is the Japanese art of what is popularly known as tie-dye. But this ancient resist-dyeing technique goes far beyond the simple craft that is typically used to embellish T-shirts. Lots of luscious pictures accompany detailed instructions and dye formulas. Karren K. Brito produces a line of silk shibori accessories through her company, Entwinements, founded in 1983. Her work has been exhibited at craft shows and museums throughout the United States and Japan. She lives in Yellow Springs, Ohio.



Advertising

If you are a member of the Coastal Quilters Guild and you sell products or services relating to quilts, you can be listed in this section of our newsletter. Your listing is free, and special attention will be paid to members offering discounts, "stash" cards, classes, or sale events. Please send your information to Newsletter Editor, PO Box 6341, Santa Barbara CA 93160. For specific questions, please e-mail Leslie Hogan at redduckmusic@earthlink.net.

✓ = Stash Card * = Discount to Guild Members ❖ = Sale Event
✂ = Classes Offered

Baron's Fabrics *
379 Carmen Road
Camarillo, CA 93010
www.baronsewfab.com
482-9848

Blue Island Quilts ✓ ✂
5140 Hollister Avenue
(Magnolia Shopping Center)
Santa Barbara CA 93111
683-0112

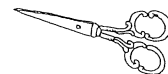
Craft Essentials *
187 S. Turnpike
Santa Barbara CA 93111
681-3115

Grant House Sewing Machines * ✂
5152-A Hollister Avenue
(Magnolia Shopping Center)
Santa Barbara CA 93111
967-3680

Linda Karppinen
Quilt Appraisals
www.qalinkarpl@aol.com
563-0817

Nancy King
Santa Barbara Custom Quilting
www.sbcustomquilting.com
687-2063

Quilt Ventura ✓ ✂
4572 Telephone Road, #908
Ventura CA 93003
www.joey@quiltventura.com
658-9800



Note: Members of the Coastal Quilters Guild are entitled to run one free "classified ad" a year in the newsletter. If you have a special need or an item you wish to sell, contact the Newsletter editor for details. No other commercial advertising will be accepted.



February Block of the Month

"Your Choice" Valentine Appliqué

Finished Block Size: 12"

Unfinished Block Size: 12 1/2"

Fabric Selection:

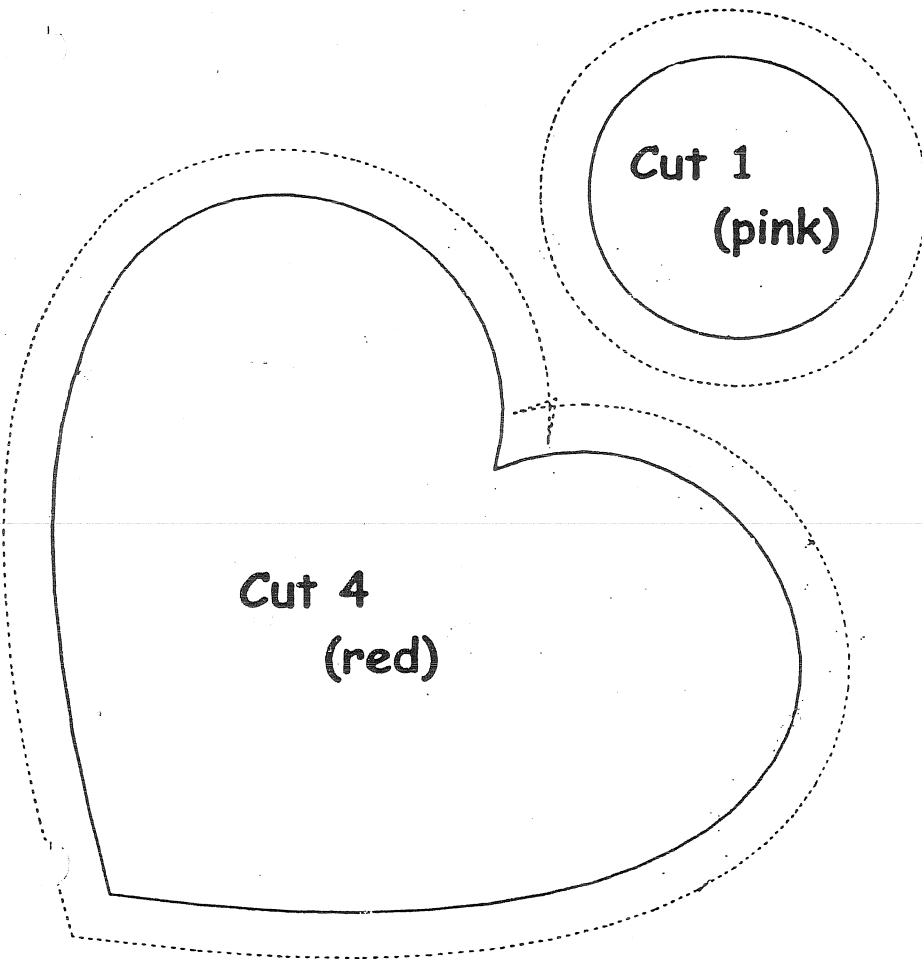
Background: Solid Black or black on black fabric

Heart Shaped Pieces: Red, your choice (batik, print, or solid)


Center Circle: Pink, your choice (batik, print, or solid)

Cutting and Assembly:

1. Cut fabrics using template pieces below.
2. Center design in middle of black background fabric using your appliqué technique. (see diagram)
3. Trim finished block to 12 1/2" square



layout diagram



Adult Ed Classes

Winter Quarter, 2005

Patchwork and Quilting

Kristin Otte

Jan 10 (10 Mondays) 9am -noon

Fellowship Hall, Faith Lutheran Church, Carpinteria

Beginning Quiltmaking

Marty Frolli

Jan 11 (10 Tuesdays) 9am - noon

Room T2, Wake Center

Techniques in Quiltmaking

Norah McMeeking

Jan 11 (10 Tuesdays) 1-4 pm *or* 6:30 - 9:30 pm

Room 2, Wake Center

Patchwork and Quilting: Seasonal Wall Hangings

Karen Pickford

Jan 12 (10 Wednesdays) 6:30 - 9:30 pm

Room 2, Wake Center

Intermediate Quiltmaking

Marty Frolli

Jan 13 (10 Thursdays) 9am -noon


Room T2, Wake Center

Quilter's Workshop

Marty Frolli

Jan 14 (9 Fridays) 9am - noon

Room T2, Wake Center



Editor's Note

Actually, this is a note from the previous editor ... and an explanation of why this newsletter might be a bit late, and why some items might be missing. You see, the new editor of Coastlines is Leslie Hogan, and she decided that she didn't have enough to do over the Christmas holiday, so she decided to have a baby. Seriously! Consequently, the collection of articles for the January issue sort of went the way of the luggage from that airline on December 24th. We have sorted through most of it, but I'm not sure we got it all yet. The management promises, though, that all valises and articles will be in place by the February issue.

Meanwhile, we hope you have a wonderful new year, and we'll see you at the meetings. Personally, I have enjoyed doing the newsletter these last three years, and I'll miss it...or at least I'll miss knowing what's going on all the time!

Be good to your new editor, send your articles in to her on time (the Friday after the board meeting) and, as our wonderful layout person, Peter Glatz, carefully wrote on his yummy cherry pie, BUY FABRIC.

Susan Carty

OPPORTUNITY QUILT WINNER

And the winner is...

Wanda Livernois, fair and square! Our mystery guest speaker pulled one of Wanda's tickets out of approximately 8,000 tickets. Congratulations, Wanda!

We sold tickets and postcards for \$6,648 and after expenses we have \$5,500 in profit. Some of the expenses we hope to recover by continuing to sell postcards. The postcards are now at cost: 25 cents. Where can you buy a postcard for 25 cents? Good to have for notifying members to satellite group meetings!

Wanda Livernois (962-4247) and Lena Scharfeld (682-3639)

PURPLE HEART QUILTS

Many soldiers are coming home with massive war wounds and face long periods of rehabilitation to continue their lives. Over 9000 are now in this situation. Quilters across America are responding by making Purple Heart quilts that are presented to the wounded in small group settings. Some of these quilts have been seen on *60 Minutes*, draped across laps or chests of the wounded.

Each quilt is made in red, white and blue fabrics, in a design of the quilters choice. They are washable, lap or crib size, with a purple heart worked into the design or label. Labels may include any comment, the date, and the maker's name if desired. It is a wonderful way to show support for our troops. A box will be shipped out each month to Walter Reed Army Hospital through May.

If you would like more information, please call Judith Nybakken, 967-0276.

2005 Guild Officers and Appointed Committee Chairs

Elected Officers

President	Betty Kelley	962 0075
V P- Current Programs	Penny Odom	966 0516
V P- Future Programs	Linda Cassirer	565 0588
	Lora Martin	966 3685
Recording Secretary	Dorothy Oksner	684 3048
	Rochelle Schneider	964 4818
Corresponding Secretary	Robin Ruge	966 5882
Treasurer	Marilyn Martin	967 6821
Parliamentarian	Liz Turner	967 0741
Workshops	Dorothy Fitch	968 2837

Committee Chairs

Coastlines Editor	Leslie Hogan	964 0308
2005 Opportunity Quilt	Angela Moll	683 6622
	Robin Ruge	966 5882
Challenge Quilt	Oleta Bennett	964 2114
	Barbara Franklin	969 4082
Community Projects	Marty Frolli, JoAnn Dovgin	
Refreshments	Mary Iorio, Naomi Hicks	
	Jean Farnsworth	
2006 Opportunity Quilt	Diane Eardley, Cynthia Manzer	
Block of the Month	Becky Galup, MaryAnn Huggins	
Coastlines Distribution	Pat Bates	
Coastlines Layout	Peter Glätz	
Door Prizes	Jean McCaffrey, Francine Smith	
	Ky Easton	
Historians	Doris Gilman, Betty Libbert	
Librarians	Laura Nanna, Heather Georgakis	
	Kathy Laabs	
Membership	Nancy Wood, Arla Wardell	
Satellite Groups	Monte Farris	
Scholarships	Nola Ferguson	
SCCQG Representative	Susan West	
Special Events	Joann Conklin	
Webmaster	Megan Miley	
Welcome Committee	Lena Scharfeld, Susan Snyder	
	Judy McCartney	
Workshops	Judith Nybakken	

December Door Prize Winners

Our *lucky* winners were:

Sandy Hess
Ruth Wilson
Marcia Langford
Judy McCarthy
Diane Haley
Carol Boyce

Our *wonderful* donors were:

Baron's Fabrics
Classic Cottons
Craft Essentials
Creation Station
Grant House
P & B Fabrics
Quilt in a Day
and
Several Member Donations

SOUTH BAY QUILTERS GUILD SPEAKER

The South Bay Quilters Guild is delighted to announce that Kathleen Ackley (*Stamps By Kate*) is our speaker in January (January 18th) and our workshop leader (January 19th). If you are interested in this workshop, please contact the guild president, Sue Glass, at 310-372-3945 to confirm available space for the workshop.

Guild Web Page Address:
<http://www.coastalquilters.org>

This Month

January 13 Guild meeting 7 PM

Speaker: Linda Ballard!

*Wear name tags

*Sign up for refreshments for February

*Return Library books

January 20 Board meeting [new location]

January 21 Newsletter deadline for
February newsletter

Guild meetings are held on the second Thursday of each month at 7:00 PM at St. Andrew's Presbyterian Church, 4575 Auhay, Santa Barbara, CA.

Please carpool, parking is somewhat limited. Coastal Quilters Guild of Santa Barbara and Goleta is a nonprofit, educational and charitable organization. The purpose of the Guild is to educate its members about the history and preservation of the art form of quilt making and its related topics; to learn new techniques and improve skills; and to inform the community at large about our quilt making heritage.

CoastLines Newsletter

This is a monthly publication. Newsletter articles will be accepted up until the 21st of January for the February issue.

Send articles to Editor:

Leslie Hogan

475 Los Verdes

Santa Barbara, CA 93111

e-mail: redduckmusic@earthlink.net

NEW MEMBERS AND MEMBERSHIP RENEWALS:


Mail your membership form, check or money order for \$25 payable to:

Coastal Quilters Guild, Inc.

Attention: Membership

P.O. Box 6341


Santa Barbara, CA 93106



Guest fee: \$5.00



93111+1230 21



Karen Pickford
980 Via Regina
Santa Barbara, CA 93111

